

## SECTION 7 – REPAIR PARTS LIST

### 7.1 – Wheels & Caster

#### 7.1.1 “PT” Push Tow Wheel Transport



1

2

Ref	Part No.	Description
1	SP-365	SWIVEL CASTER WITH POLY TIRED WHEEL 8" DIA
2	SP-553	WHEEL POLY TIRED 12" DIA

#### 7.1.2 “PL6” Push Lift Wheel Transport



1


2

3

1


Ref	Part No.	Description
1	SP-297	SWIVEL CASTER WITH PHENOLIC WHEEL 8" DIA
2	SP-531	RIGID CASTER WHEEL BRAKE
3	SP-298	RIGID CASTER WITH PHENOLIC WHEEL 8" DIA

## 7.2 – Tank & Pump




Ref	Part No.	Description
1	A220-750	TANK ASSEMBLY (NEED TO SPECIFY GALLON CAPACITY AND TRANSPORT)
2	A220-756	H- TANK PUMP ASSEMBLY SE15 ELECTRIC
3	A220-570	PUMP-TO-TANK HOSE
4	SP-217	DISCONNECT ADAPTER 1-1/4"
5	SP-198	DISCONNECT COUPLER 1-1/4"
6	SP-262BN	COUPLER GASKET 1-1/4"
7	A220-760	TOOL BOX

### 7.3 – Filter, Tools & Hose



Ref	Part No.	Description
1	A210-431	F10 BASKET ASSEMBLY
2	A210-474	STRAIGHT NOZZLE
3	A220-149	FLARE NOZZLE
4	A220-150	FLEX NOZZLE
5	A220-142	SUMP CLEANER HOSE 1-1/2" X 16' CLEAR
5	A220-142R	SUMP CLEANER HOSE 1-1/2" X 16' RED
6	B210-530	POLY STRAINER BAG
7	A210-529C	COARSE STRAINER BAG
8	A210-529F	FINE STRAINER BAG
9	SP-404	QUICK DISCONNECT COUPLER
10	SP-370	GASKET, 1-1/2 COUPLER

## 7.4 – Tank Connections, Gauge, Motor & Control Systems



Ref	Part No.	Description
1	SP-104	WING NUT 1/2"-13
2	A210-305	POT LID GASKET 16"
3	SP-405	QUICK DISCONNECT ADAPTER FEMALE TREADS
4	SP-373	SECURITY CHAIN
5	SP-371	DISCONNECT CAP 1-1/2"
6	SP-370	COUPLER GASKET 1-1/2"
7	SP-368	QUICK DISCONNECT ADAPTER MALE TREADS
8	SP-465	VALVE BUTTERFLY 1-1/2"
9	SP-195	VACUUM / PRESSURE GAUGE
10	SP-437	PRESSURE RELIEF 8PSI
11	SP-506	VACUUM RELIEF VALVE
12	SP-570	VAC MOTOR GASKET
13	SP-571	VAC MOTOR
14	SP-572	VAC MOTOR BRUSHES
15	SP-443	PRESSURE RELIEF 7PSI
16	SP-154	TOGGLE SWITCH
17	SP-544	POWER CORD
18	A210-165	CLEANOUT DOOT GASKET

