


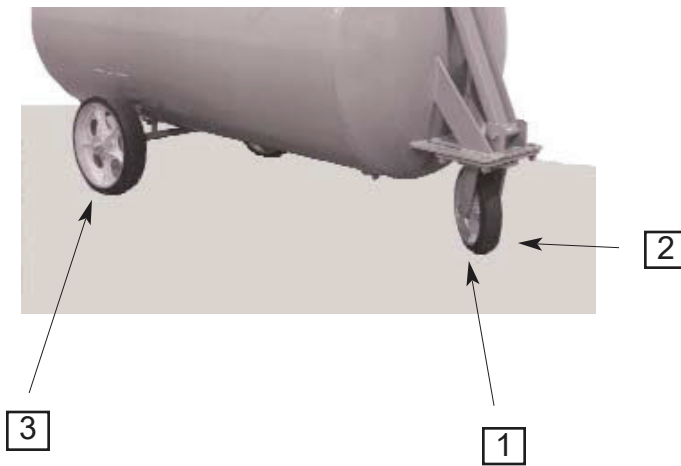


## Section 9 - Repair Parts List


### 9.1 Wheels and Casters

**TW Transport** For models: CE10-60/60TW, CE10-100/100 TW,

1		<b>Part no. SP-270</b>	Caster-Swivel 12" x 3" MO, RT, RB
2		<b>Part no. SP-270-1</b>	Wheel, 12" x 3" Rubber, Roller Bearing, 3 1/2" Hub Length, 1" Axle
3		<b>Part no. SP-271</b>	Wheel, 16" x 4" Rubber, Roller Bearing, 3 1/4" Hub Length, 1" Axle



**PM Transport** For models: CE10-60/60PM CE10-100/100 PM,


	<b>SP-366</b>	Wheel, 12" x 3" Poly, TRB
---	---------------	---------------------------



## 9.2 CE10 PUMP

CE10-150/150TW    CE10-200/200TW  
 CE10-150/150PM    CE10-200/200PM  
 CE10-150/150CB1    CE10-200/200PM

CE10 ELECTRIC COMBINATION SUMP CLEANER/FILTER - COOLANT DISPENSER



1	A220-156	HOOD	NOT PICTURED	11	SP-301(3/4)	DISCONNECT COUPLER, 3/4", FEMALE THREADS	
2	SP-385	FLEXIBLE COUPLING FLANGE, 5/8"		12	SP-260	VACUUM INTAKE TRAP, 3/4"	
3	SP-384	FLEXIBLE COUPLING SLEEVE		13	SP-300(3/4)	DISCONNECT ADAPTER, 3/4", MALE THREADS, F	
4	SP-383	FLEXIBLE COUPLING FLANGE, 3/4"		14	SP-334	PRESSURE RELIEF VALVE, 3/4"	
5	SP-412	OIL RESERVOIR		15	SP-195	VACUUM-PRESSURE GAUGE, 2-1/2" BACK MOUNT	
6	SP-282A	VACUUM PUMP ASSEMBLY	NOT PICTURED	16	SP-434	REPAIR KIT FOR VACUUM PUMP	NOT PICTURED
7	SP-335	VACUUM RELIEF VALVE, 3/4"		17	SP-260-FA	MUFFLER TRAP FILTER ELEMENT	
8	A210-187	FLOAT CONTROL ASSEMBLY		18	SP-302(3/4)	COUPLER GASKET, 3/4"	
9	SP-437K	PRESSURE RELIEF VALVE, 1" WITH ELBOW		19	SP-303(3/4)	MUFFLER TRAP 3/4"	
10	A220-153	CONNECTING HOSE, 3/4" X 22" LONG					

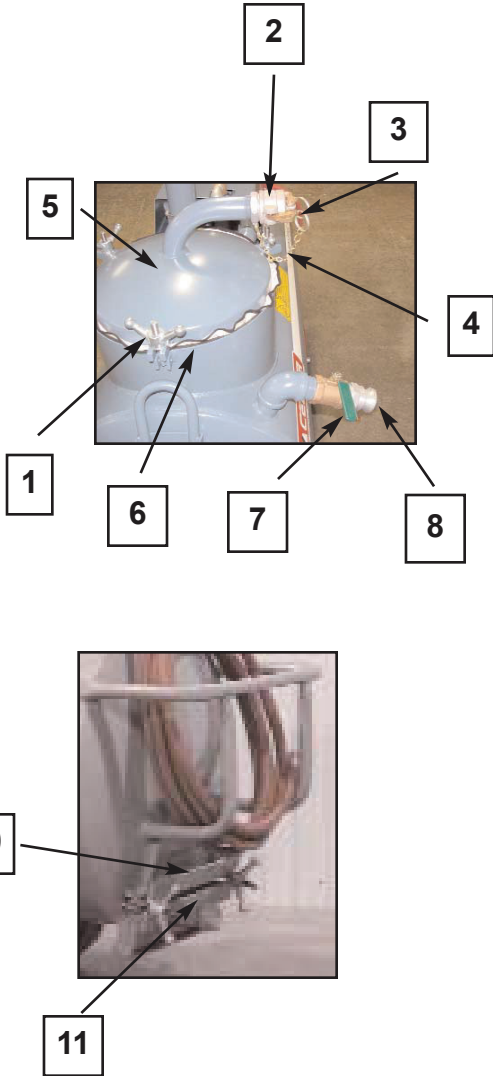


### 9.3 TANK COMPONENTS

For Models:

CE10-60/60PT  
 CE10-60/60TW  
 CE10-60/60PL6  
 CE10-60/60PM  
 CE10-60/60CB1

CE10-100/100PT  
 CE10-100/100TW  
 CE10-100/100PM  
 CE10-100/100CB1



1		SP-104	Wing Nut - 1/2-13
2		SP-405	Adapter, Disconnect, Female Threads
3		SP-371	Disconnect Cap, 1-1/2"
4		SP-373	Security Chain with small hooks
5		A220-381	Pot Lid Assembly
6		A210-305	Pot Lid Gasket - 16" diameter & round clean-out door
7		SP-465	Butterfly Valve, 1-1/2"
8		SP-368	Adapter, 1-1/2", Disconnect, Male Threads
9	<i>Not Shown</i>	A220-156	CE10 Hood
10		A210-165	Gasket, rectangular, cleanout door
11		A220-240	Cleanout Door Assembly
12	<i>Not Shown</i>	A220-154	Handwheel Assembly (for 6" hatch)

CE10 ELECTRIC COMBINATION SUMP/CLEANER/FILTER - COOLANT DISPENSER



**9.4 FILTER COMPONENTS**

FOR MODELS:

CE10-60/60PT  
 CE10-60/60TW  
 CE10-60/60PL6  
 CE10-60/60PM  
 CE10-60/60CB1

CE10-100/100PT  
 CE10-100/100TW  
 CE10-100/100PM  
 CE10-100/100CB1

CE10 ELECTRIC COMBINATION SUMP CLEANER/FILTER - COOLANT DISPENSER



**F10 Filter**











**F23 Filter**

1		A210-431	Basket Assembly F10
2		B210-530	Strainer Bag 1.0 cu.ft. Polypropylene
2		A210-529C	Strainer Bag 1.0 cu. ft. Coarse
2		A210-529F	Strainer Bag 1.0 cu.ft. Fine
3	See Photo.	F23 1-1/2" 24"	F23 Filter Option 90 Gallon Tanks
3	See Photo.	F23 1-1/2" 30"	F23 Filter Option 140, 175 Gallon Tanks
4		A220-101	Strainer Sleeve 2.3 cu.ft. Regular weave Polypropylene
4		A220-560	Strainer Sleeve 2.3 cu.ft. White, Fine Weave Polypropylene
5		SP-104	Wing Nut 1/2-13
6		A220-103	Filter Lid Assembly F23 1-1/2
7		A220-102	Gasket, Filter Lid (F23) - 10-3/4 diameter
8		SP-404	Adapter, 1-1/2", Disconnect, Female Threads, D
9		SP-370	Coupler Gasket, 1-1/2"
10		SP-373	Security Chain with small hooks 6"



## 9.5 TOOLS & ACCESSORIES

FOR MODELS: CE10-150/150TW CE10-200/200TW  
 CE10-150/150PM CE10-200/200PM  
 CE10-150/150CB1 CE10-200/200CB1

1	A-220-149	NOZZLE ASSEMBLY FLARE, 1-1/2"	
2	A220-562	NOZZLE VALVE, 1"	
3	A-210-474	NOZZLE, STRAIGHT, 1-1/2"	
4	A-220-150	NOZZLE ASSEMBLY, FLEXIBLE	
8	A-220-623	FLOOR SQUEEGEE FOR 1-1/2" HOSE ASSEMBLY	
5	A-220-142	HOSE ASSEMBLY, SUMP CLEANER, 1-1/2" X 16' CLEAR, FLEXIBLE PVC	
6	A-220-142R	HOSE ASSEMBLY, SUMP CLEANER, 1-1/2" X 16' RED	
7	A220-145	DISPENSING HOSE ASSEMBLY, CLEAR, 1-1/4" X 16' LONG	
	A220-436	HOSE ASSEMBLY, EXTENDER, 1-1/2" X 10' CLEAR	
	A220-436R	HOSE ASSEMBLY, EXTENDER, 1-1/2" X 10' RED	
	A220-143	HOSE ASSEMBLY, EXTENDER, CLEAR, 1-1/2" X 16', CLEAR	